

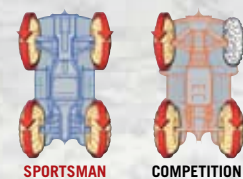
SMOOTHEST RIDING,
MIDSIZE 4X4s



SPORTSMAN® 300
SPORTSMAN® 400 H.O.

400 HIGH OUTPUT (H.O.) OR 300 ENGINE

Choose between a liquid-cooled 455cc engine or an air-cooled 300cc engine.



ON-DEMAND TRUE ALL-WHEEL DRIVE (AWD)

The Polaris® exclusive, fastest-responding AWD automatically engages all four wheels when you need more forward traction and reverts back to 2WD when you don't. Other ATVs use limited-slip, engaging only three wheels.



INDEPENDENT REAR SUSPENSION (IRS)

The heart of what makes a Sportsman a Sportsman. Just like on the full-size model, our rock-solid proven design minimises body roll and keeps the ride smooth, with 20.3 cm of travel.



DIGITAL INSTRUMENTATION

With full-size features, this midsize Sportsman has a digital speedometer, odometer, tripmeter, and hour meter. Also includes an analog fuel gauge.



INTEGRATED FRONT STORAGE AND RACKS

Integrated racks and storage compartments (11.4-litre capacity) let you carry gear on top while keeping your more precious cargo inside and out of harm's way. You'll store plenty of tools and drinks and never need to worry about anything but following your own path. Plus the rear rack is Lock & Ride® accessory capable, so you can convert between tasks in seconds.

POLARIS VARIABLE TRANSMISSION (PVT)

The continuously variable transmission maximises fuel economy, minimises engine wear and tear, and provides the optimal transmission ratios for great performance.

MORE POLARIS FEATURES

- High Ground Clearance
400: 22.9 cm
300: 20.3 cm
- Single-lever braking



COMPARE THE FACTS	SPORTSMAN 400 H.O.	YAMAHA BIG BEAR®* 400 4X4 IRS	HONDA TRX®** 420 FM/FE
Engine	455cc Carb	386cc Carb ✓	420cc EFI
All-Wheel Drive	On-Demand True AWD	Push-Button 2WD/4WD/Lock ✓	Selectable 2WD/4WD/Lock
Suspension Travel (front/rear)	17.8/20.3 cm	14.7/19.3 cm ✓	16/16 cm

*Big Bear® is a registered trademark of Yamaha Hatsudoki Kabushiki Kaisha.
**TRX® is a registered trademark of Honda Motor Co., Ltd.

SPORTSMAN 300+400 H.O.

SPORTSMAN

2010

SPECIFICATIONS

UTILITY

HAWKEYE 2X4 (PG. 4)

SPORTSMAN 300 (PG. 6)

SPORTSMAN 400 H.O. (PG. 6)

SPORTSMAN 500 H.O. (PG. 8)

SPORTSMAN 800 EFI (PG. 8)


















The World's Best Riding, Best Value 2x4

Smooth Riding, Mid-size ATV

Smooth Riding, Mid-size ATV

The Best-Selling Automatic ATV Ever

Tows More, Carries More, Rides Smoother

	Steering Wheel or Handle Bars					
	Number of People					
	Application	  WORK PLAY	  WORK PLAY	  WORK PLAY	  WORK PLAY	  WORK PLAY
ENGINE	Engine Type	4-Stroke Single Cylinder	4-Stroke Single Cylinder	4-Stroke Single Cylinder	4-Stroke Single Cylinder	4-Stroke Twin Cylinder
	Displacement	299cc	298cc	455cc High Output (H.O.)	498cc High Output (H.O.)	760cc
	Fuel System	Carbureted	Carbureted	Carbureted	Carbureted	Electronic Fuel Injected
	Cooling	Air/Oil	Air/Oil	Liquid	Liquid	Liquid
	Starting	Electric With Recoil Backup	Electric With Recoil Backup	Electric	Electric	Electric
DRIVE TRAIN	Transmission/Final Drive	Automatic PVT 2WD F/N/R; Shaft	Automatic PVT F/N/R; Shaft	Automatic PVT F/N/R; Shaft	Automatic PVT P/R/N/L/H; Shaft	Automatic PVT P/R/N/L/H; Shaft
	Drive System	N.A.	On-Demand True AWD/2WD	On-Demand True AWD/2WD	On-Demand True AWD/2WD	On-Demand True AWD/2WD
	Engine-Braking System/ADC	Standard/N.A.	Standard/N.A.	Standard/N.A.	Accessory/N.A.	Accessory/N.A.
SUSPENSION	Front Suspension	MacPherson Strut With 17.8 cm Travel	MacPherson Strut With 17.8 cm Travel	MacPherson Strut With 17.8 cm Travel	MacPherson Strut With 20.8 cm Travel	MacPherson Strut With 20.8 cm Travel
	Rear Suspension	Dual A-Arm, IRS 20.3 cm Travel	Dual A-Arm, IRS 20.3 cm Travel	Dual A-Arm, IRS 20.3 cm Travel	Dual A-Arm, IRS 24.1 cm Travel	Dual A-Arm, IRS 24.1 cm Travel
BRAKES	Front Brakes	Single-Lever Hydraulic Disc	Single-Lever Hydraulic Disc	Single-Lever Hydraulic Disc	Single-Lever Hydraulic Disc	Single-Lever Hydraulic Disc
	Rear Brakes	Hydraulic Rear Foot Brake	Hydraulic Rear Foot Brake	Hydraulic Rear Foot Brake	Hydraulic Rear Foot Brake	Hydraulic Rear Foot Brake
TYRES AND WHEELS	Front Tyres	22 x 7-12	22 x 7-12	24 x 8-12; 489	25 x 8-12; 489	25 x 8-12; 489
	Rear Tyres	22 x 10-12	22 x 10-12	24 x 11-12; 489	25 x 11-12; 489	25 x 11-12; 489
	Wheels	Stamped Steel	Stamped Steel	Stamped Steel	Stamped Steel	Stamped Steel
DIMENSIONS/CAPACITIES	Wheelbase	116.8 cm	116.8 cm	116.8 cm	128.3 cm	128.9 cm
	Dry Weight	235.9 kg.	249.5 kg.	271 kg.	316 kg.	336 kg.
	Length/Width/Height	182.9 cm / 106.7 cm / 115.6 cm	182.9 cm / 111.8 cm / 113 cm	182.9 cm / 114.3 cm / 115.6 cm	210.8 cm / 121.9 cm / 121.9 cm	210.8 cm / 121.9 cm / 121.9 cm
	Seat Height	81.3 cm	81.3 cm	83.8 cm	85.7 cm	85.7 cm
	Fuel Capacity	17 ltr.	17 ltr.	17 ltr.	15.5 ltr.	15.5 ltr.
	Front/Rear Rack Box Capacity	31.8 kg. / 45.4 kg.	31.8 kg. / 45.4 kg.	31.8 kg. / 45.4 kg.	40.8 kg. / 81.6 kg.	45.4 kg. / 90.7 kg.
	Hitch Towing Capacity	340.2 kg.	340.2 kg.	340.2 kg.	555.7 kg.	680.4 kg.
	Unbraked Towing Capacity*	N.A.	550.2 kg.	810.1 kg.	810.1 kg.	868.2 kg.
	Cargo System	Lock & Ride	Lock & Ride	Lock & Ride	Lock & Ride	Lock & Ride
	Ground Clearance	17.8 cm	20.3 cm	22.9 cm	28.6 cm	28.6 cm
Hitch/Type	Std/Receiver	Std/Receiver	Std/Receiver	Std/Receiver	Std/Receiver	
FEATURES	Instrumentation	Digital Gauge, Speedometer, Odometer, Tripmeter, Hour Meter, N/R Lights, Fuel Gauge	Digital Gauge, Speedometer, Odometer, Tripmeter, Hour Meter, N/R Lights, Fuel Gauge	Digital Gauge, Speedometer, Odometer, Tripmeter, Hour Meter, N/R Lights, Fuel Gauge	Digital Gauge, Speedometer, Odometer, Tachometer, Tripmeter, Gear Indicator, Fuel Gauge, AWD Indicator, Hi-Temp/Low-Batt Lights, DC Outlet	Digital Gauge, Speedometer, Odometer, Tachometer, Tripmeter, Gear Indicator, Fuel Gauge, AWD Indicator, Hi-Temp/Low-Batt Lights, DC Outlet
COLOURS	Colours	Indy Red	Indy Red, Sage Green	Indy Red, Sage Green	Indy Red	Indy Red